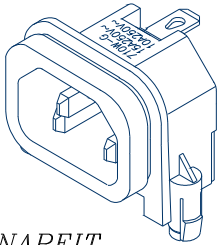


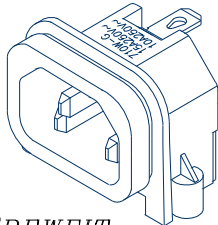
AC SOCKET

AC Inter for Pin-orcb Mounting-Snap-in or Screw-on

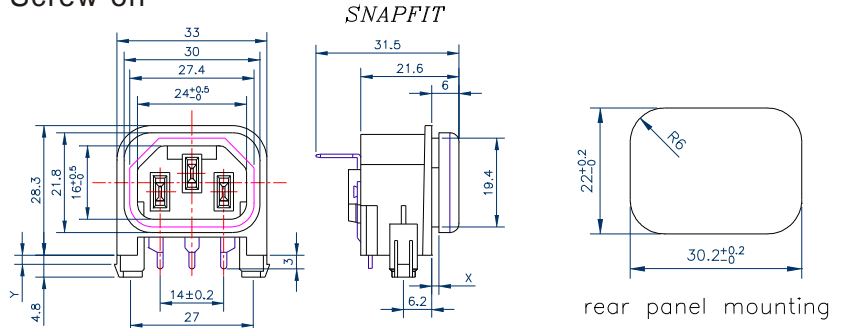
Standards: E102641 IEC320/C14 



SNAPFIT



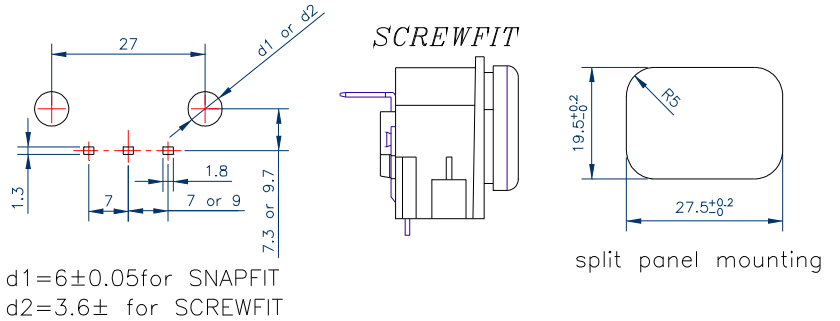
SCREWFIT



701W-G

UL & cUL recognition 15A/250V
 VDE approval 10A/250V
 SEMKO approval 10A/250V

- *For "cold" connections 105°C
- *Pcb mount with snap-in or screw-on feet (self-tapping screws provided)
- *Ground terminal solder/quick-connect 2.8X0.8mm & 4.8X0.8mm positioned for access from top or back of connector
- *Material: Polycarbonate 940A(UL 94V-O)
- *Terminals: brass, tin and nickel-plated



d1=6±0.05 for SNAPFIT
 d2=3.6± for SCREWFIT

701W-G Order Numbers

701W-G X X X X X

Panel Mounting (X)
 1 = 1.5mm panel tickness
 2 = 2.0mm panel tickness
 3 = 2.5mm panel tickness

Color of Housing
 1 = black
 2 = grey

Ground Terminal
 0 = Solder terminal 2.8X0.8mm, 90° to the connect axis
 1 = Solder/quick connect 4.8X0.8mm, 90° to connector axis
 2 = same as 1, but not connected with PCB
 3 = Solder/quick connect terminal 4.8X0.8mm, in connector axis
 4 = same as 3, but not connector with PCB

Printed Circuit Board outing (Y)
 0 = with 3mm self-tapping screws
 1 = with snap-in feet fot PCB 1.5mm
 2 = with snap-in feet fot PCB 2.0mm
 3 = with snap-in feet fot PCB 2.5mm

Terminal Spacing
 0 = Solder terminal 1.8X0.8mm, 90° to the connect axis
 1 = type spacings 7/9.7mm
 2 = type spacings 9/7.3mm
 3 = type spacings 9/9.7mm
 4 = type spacings 7/7.3mm

Basic Specification
 701W-G = appliance connector for mounting on PCB