

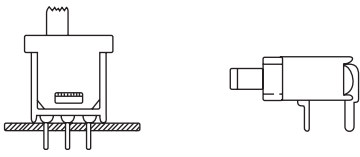
TS40-S Sub-Miniature Slide Switches

SPECIFICATIONS

CONTACT RATING: Q: 3A @120 VAC or 28 VDC
 ELECTRICAL LIFE: 30,000 make-and-break cycles at full load
 CONTACT RESISTANCE: 20 mΩ max. initial @2-4 VDC, 100 mA
 INSULATION RESISTANCE: 1,000 MΩ min.
 DIELECTRIC STRENGTH: 1,500 V RMS @ sea level.
 OPERATING TEMPERATURE: -30°C to +85°C

MATERIALS

CASE - diallyl phthalate (DAP)
 SLIDE HANDLE -Nylon
 HOUSING -Brass, tin-lead plated
 CONTACT AND TERMINAL - Copper alloy, silver plated
 SWITCH SUPPORT - Copper alloy , tin plated



How do you build the switches you need!!

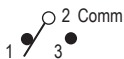
TS - 4S - C [A] - [B] - [C]
 TS - 4AS - C [A] - [B] - [C]

TS - 6S - [A] - [B] - [C]
 TS - 6AS - [A] - [B] - [C]

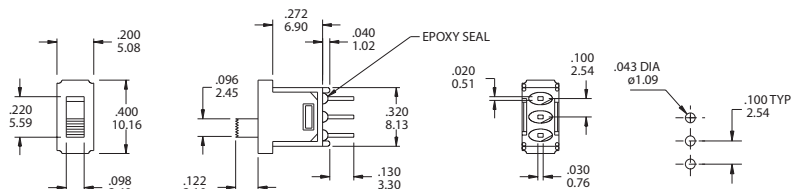
[A]:contact material options.

[B]:the terminal Epoxy options. ("E" code for Epoxy Seal) [C]:the material options ("H" code for RoHS Compliant)

SPDT



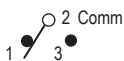
Model No.	Switching position		
TS-4S	ON	NONE	ON
TS-4AS	ON	OFF	ON
Term. Comm.	2-3	open	2-1



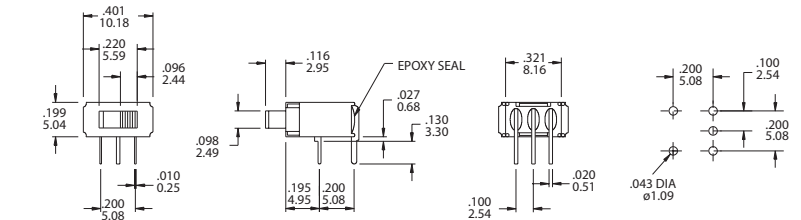
TS-4S-CQ

P.C.MOUNTING

SPDT



Model No.	Switching position		
TS-6S	ON	NONE	ON
TS-6AS	ON	OFF	ON
Term. Comm.	2-3	open	2-1



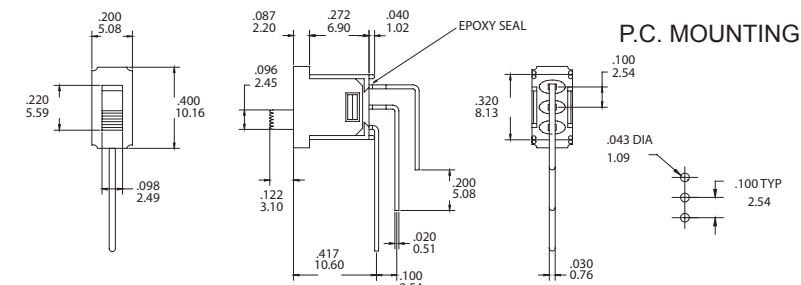
TS-6S-Q

P.C.MOUNTING

SPDT



Model No.	Switching position		
TS-8S	ON	NONE	ON
TS-8AS	ON	OFF	ON
Term. Comm.	2-3	open	2-1



TS-8S-Q

P.C. MOUNTING

CONTACT MATERIAL OPTIONS

CODE	CONTACT MATERIAL	TERMINAL MATERIAL	RATING
Q	Silver plated	Silver plated	3 A @ 120V AC or 28 V DC; 1.5 A @ 250 VAC
R	Gold plated over nickel plated	Gold plated over nickel plated	0.4VA MAX @ 20 V AC or DC MAX
G	Gold plated over silver plated	Gold plated over silver plated	0.4 VA MAX @ 20 V AC or DC MAX or 3 A @ 120V AC or 28 V DC; 1.5 A @ 250 VAC
K	Gold plated over nickel plated	Tin over nickel plated	0.4VA MAX @ 20 V AC or DC MAX