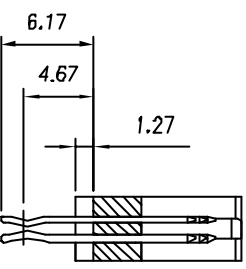
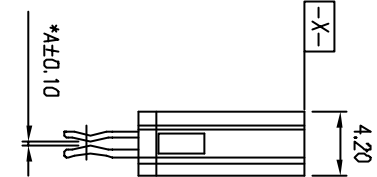
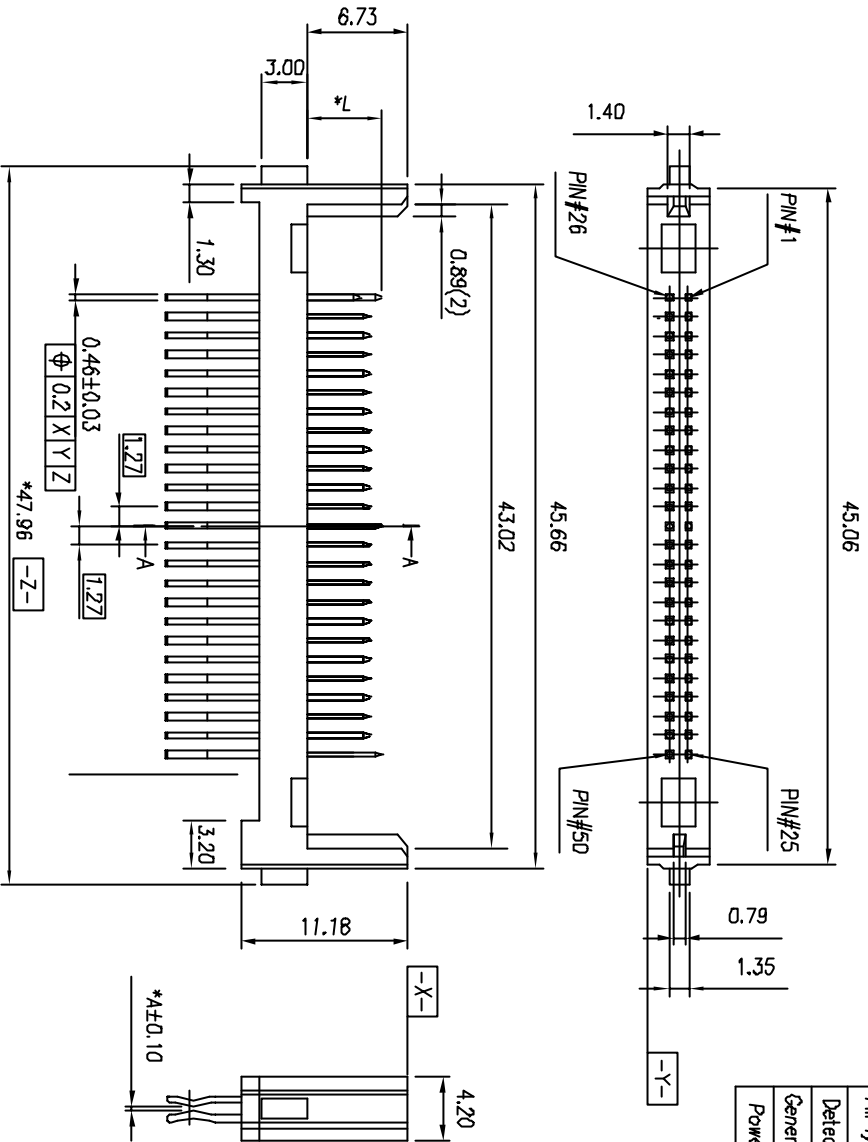


Pin Type	Interface Dim L	Pin Type	REV	MODIFICATION	DATE	DRAW
Detect	3.5 mm	2526	B	EN-03-0336	3/24/2003	TONY
General	4.25 mm	All Other Pins	C	EN-05-0510	5/13/2003	TONY
Power	5.0 mm		D	EN-07-0312	3/16/2007	TERENCE

**SPECIFICATIONS:**

HOUSING : High Temperature Plastic, UL 94V-0  
 CONTACT : Copper Alloys  
 VOLTAGE RATING : 100VAC  
 CURRENT RATING : 0.5A  
 CONTACT RESISTANCE:40 m max.  
 INSULATION RESISTANCE:1000M max.  
 DIELECTRIC STRENGTH : 500VAC/1min  
 OPERATION TEMPERATURE : -40°C~85°C



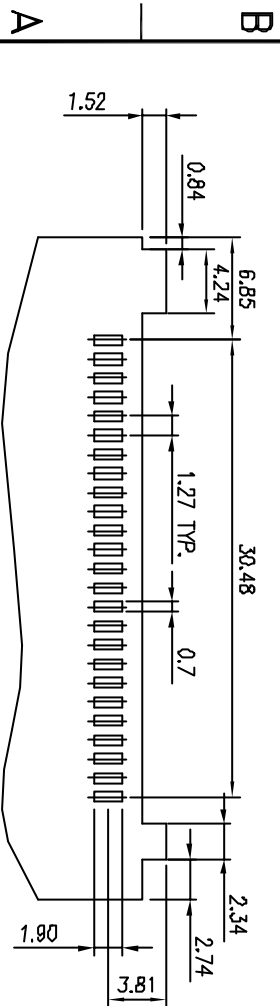
SEC. A-A

CF STRADDLE MOUNT(A TYPE)

CFCMC- 6 5 T XX B DD X

Dim-A  
1-0.30 mm  
2-0.50 mm

Contact Area Plating:  
 01-Gold Flash Gold Plating.  
 05-5U" Gold Plating.  
 15-15U" Gold Plating.



RECOMMENDED P.C.B. PATTERN

DIMENSION IN mm [inch]	PROD. SPEC.	PKG. SPEC.	FILE NO. KFP-049	DWG NO. CFCMC-65TXXBDDX
TOLENANCE UNLESS OTHERWISE SPECIFIED	3P-0049			
X±0.30		APPROVE		
XX±0.20		CHECK		
.XXX±0.10		DRAW		

TITLE  
CF STRADDLE MOUNT  
(A TYPE)

CUSTOMER DRAWING

SIZE  
A4

PROJ.	SHEET 1
SCALE 2:1	REV D

RQR-51