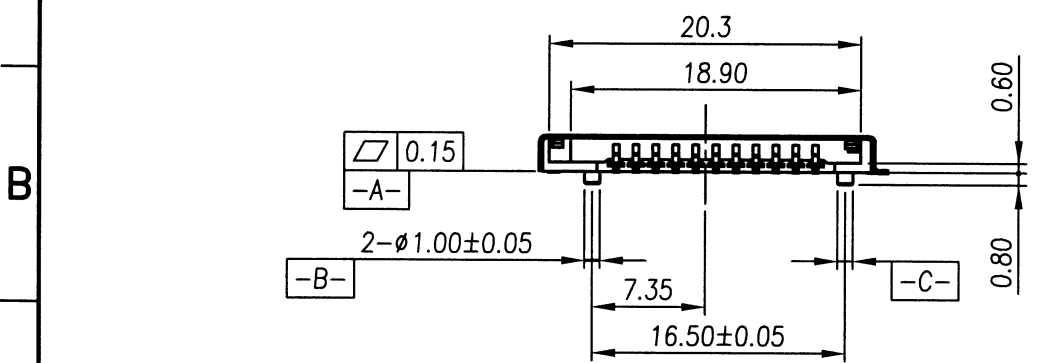
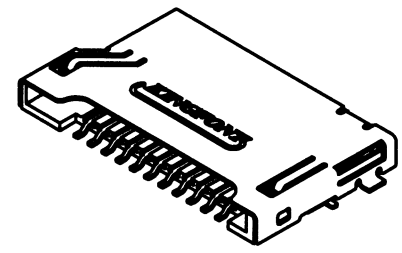
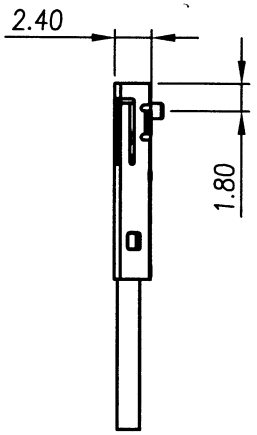
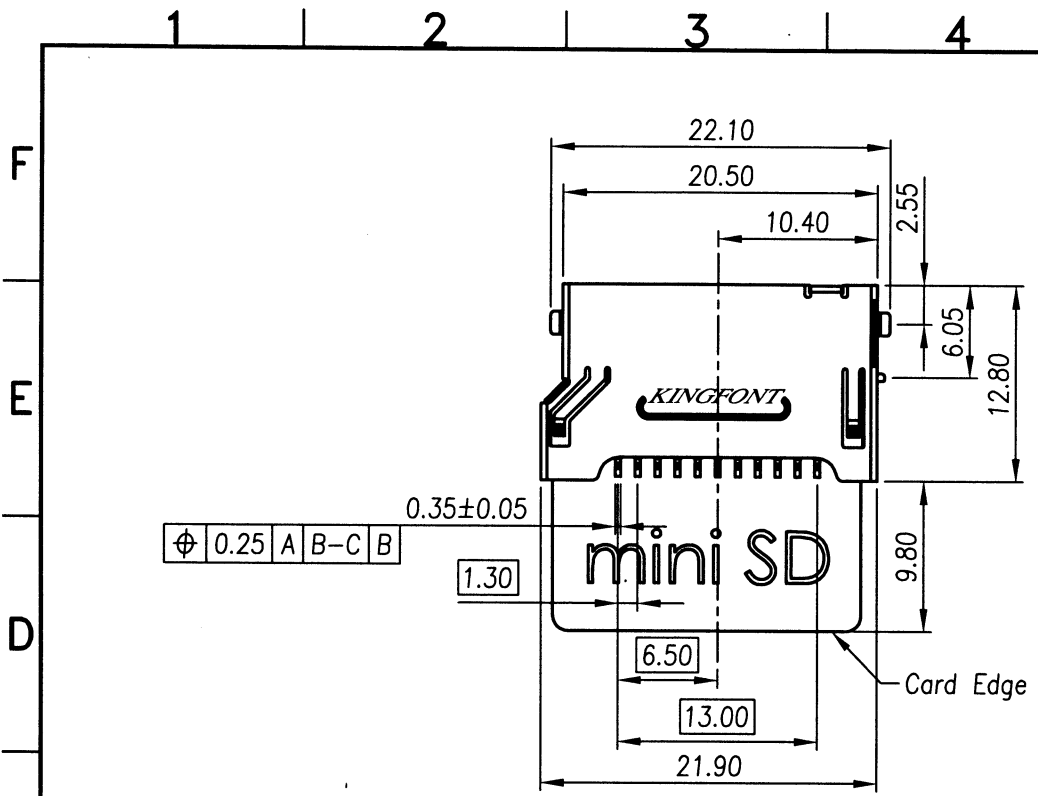


REV	MODIFICATION	DATE	DRAW
B	EN-05-0226	02-22-94	Gary



Ordering Information:

MDBMF-X12XXBXX0

PACKAGE :

- 0 : TRAY
- 1 : TAPE REEL

Plating Type :

- 0 : Tin-Lead 90/10
- T : Lead Free

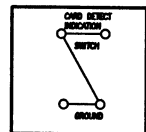
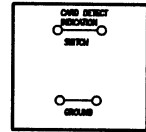
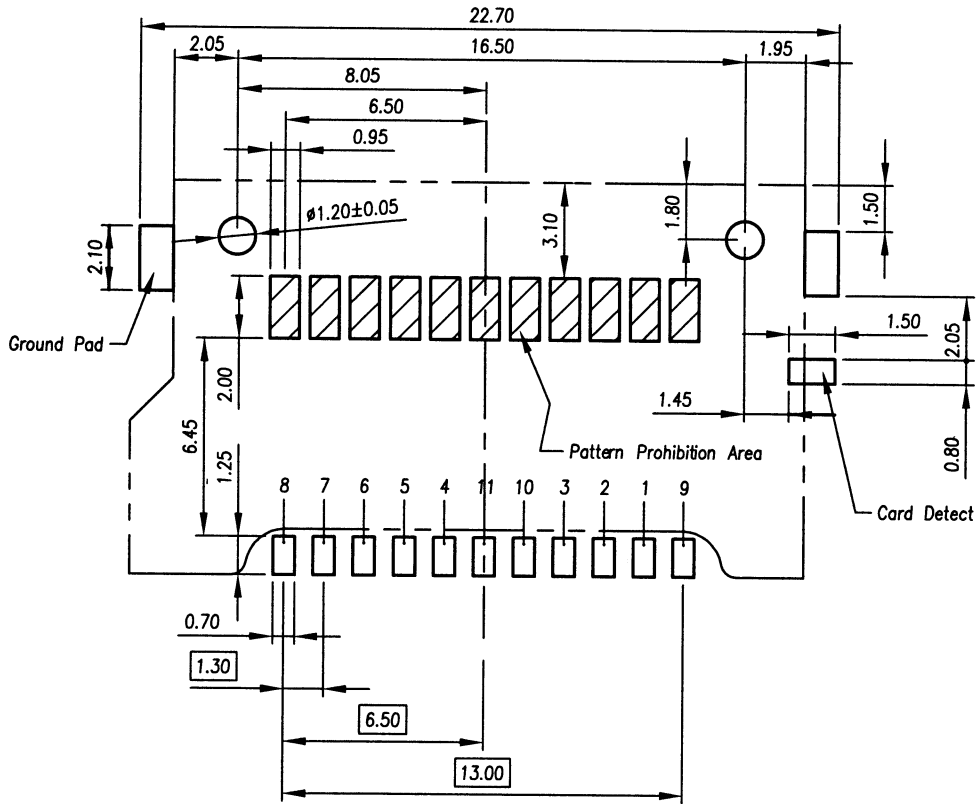
Contact Area Plating :

- 05--05u" Gold Plating
- 10--10u" Gold Plating
- 15--15u" Gold Plating

0 : WITHOUT LOGO  
1 : WITH LOGO

DIMENSION IN mm [Inch]		PROD. SPEC. SP0082		TITLE MINI SD CARD CONNECTOR		CUSTOMER DRAWING	
TOLERANCE UNLESS OTHERWISE SPECIFIED		PKG. SPEC. PPP-MDB-001		MANUAL TYPE			
.X±0.30	X.*±	APPROVE <i>[Signature]</i>		FILE NO. KFP-082	DWG NO. MDBMF-X12XXBXX0		
.XX±0.20	.X.*±	CHECK <i>[Signature]</i>		SIZE A4	PROJ.	SHEET 1 / 2	
.XXX±0.05	.XX.*±	DRAW <i>[Signature]</i>		SCALE 2:1	REV B		

REV	MODIFICATION	DATE	DRAW
B	EN-05-0226	02-22-94	Gary



MINI-SD CARD

NOTES:

- Material:  
 Housing: Thermoplastic UL94V-0  
 Color: Black  
 Contact: Phosphor Bronze.  
 Tin/Lead 100u" at Solder Tail, See "Ordering Information" for Contact Area Plating  
 Cover: Phosphor Bronze, Nickel plating for all.

MINI-SD	NAME
1	CD/DAT3
2	CD/DI
3	VSS1
4	VDD
5	CLK/SCLK
6	VSS2
7	DAT0
8	DAT1
9	DAT2
10	
11	

P.C.B Layout ( Top View )

DIMENSION IN mm [Inch]		PROD. SPEC.	TITLE	
TOLERANCE UNLESS OTHERWISE SPECIFIED		SP0082	MINI SD CARD CONNECTOR	CUSTOMER DRAWING
.X±0.30	X".±	PKG. SPEC.	MANUAL TYPE	
.XX±0.20	.X".±	PPP-MDB-001	FILE NO. KFP-082	DWG NO. MDBMF-X12XXBXX0
.XXX±0.10	.XX".±	APPROVE: <i>[Signature]</i>	SIZE A4	PROJ.  SHEET 2 / 2
		CHECK: <i>[Signature]</i>	SCALE 2:1	REV B
		DRAW: <i>[Signature]</i>		