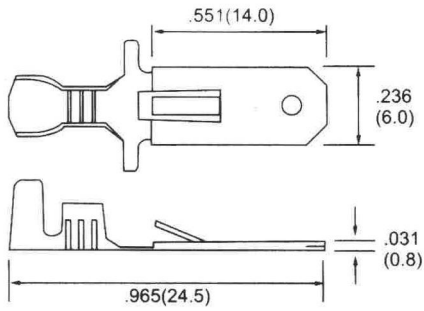
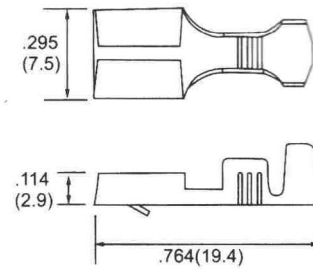


1661-1761 CONNECTOR 0.250" Series Terminal Housings

1661T
Crimp Terminal



1761T
Crimp Terminal



Unit: $\frac{\text{Inch}}{\text{mm}}$

Housing 1661

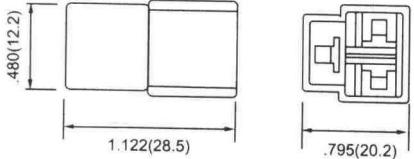
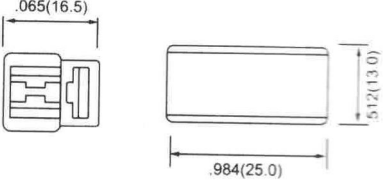
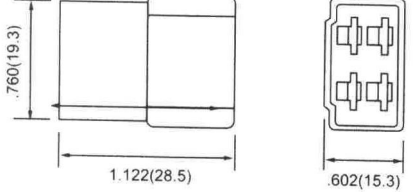
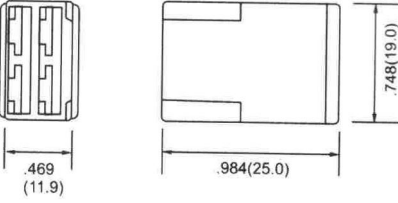
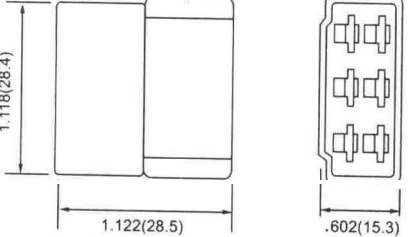
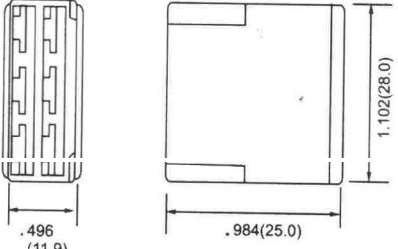
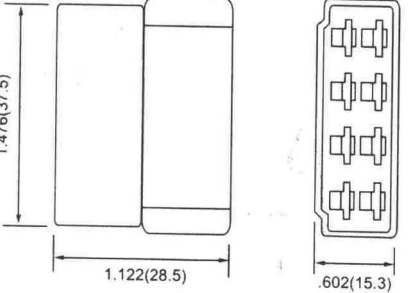
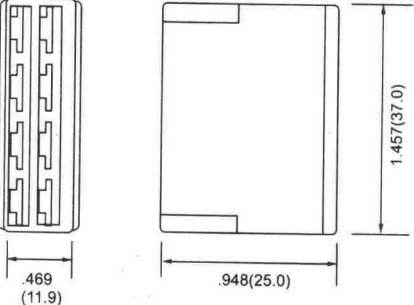
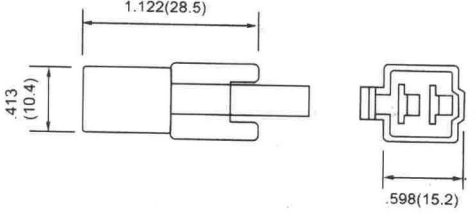
- Material: P.P.S
- (1), 2, 3, 4, 6, 8 circuits available
- Standard color: natural
- Accepts 1661T
- mates with 1761 housing

Housing 1761

- Material: P.P.S
- (1), 2, 3, 4, 6, 8 circuits available
- Standard color: natural
- Accepts 1761T
- mates with 1661 housing

CIRCUITS	MAX RATEC		DIMENSIONAL INFORMATION	
	AMP	VOLT-AGE	PLUG	RECETACLE
1	12A	250V	<p>1661-1</p>	<p>1761-1</p>
2	12A	250V	<p>1661-2</p>	<p>1761-2</p>

CIR CUITS	MAX RATEC		DIMENSIONAL INFORMATION	
	AMP	VOLT- AGE	PLUG	RECETACLE
3	11A	250V	<p>1661-3K</p>	<p>1761-3K</p>
4	9A	250V	<p>1661-4K</p>	<p>1761-4K</p>
6	8A	250V	<p>1661-6K</p>	<p>1761-6K</p>
8	7A	250V	<p>1661-8K</p>	<p>1761-8K</p>

CIR CUITS	MAX RATEC		DIMENSIONAL INFORMATION			
	AMP	VOLT- AGE	PLUG		RECETACLE	
3	11A	250V	1661-3 		1761-3 	
4	9A	250V	1661-4 		1761-4 	
6	8A	250V	1661-6 		1761-6 	
8	7A	250V	1661-8 		1761-8 	
2	12A	250V	1661-2K 		1761-2K 