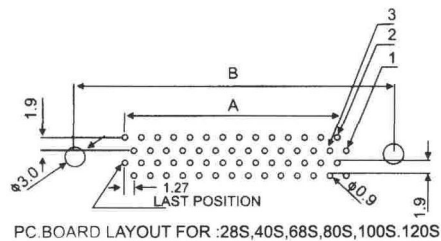
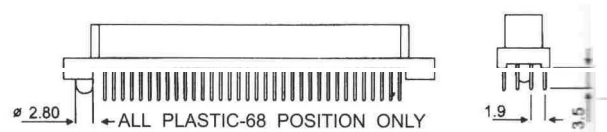
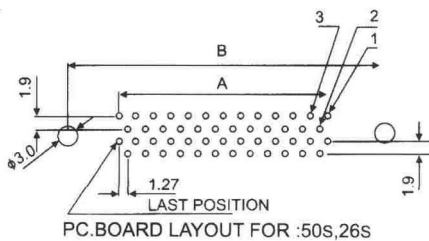
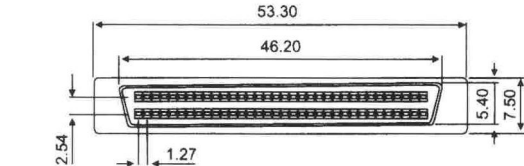
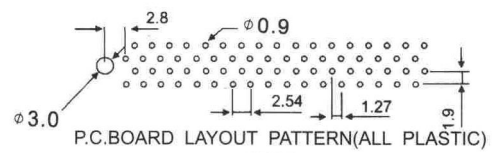
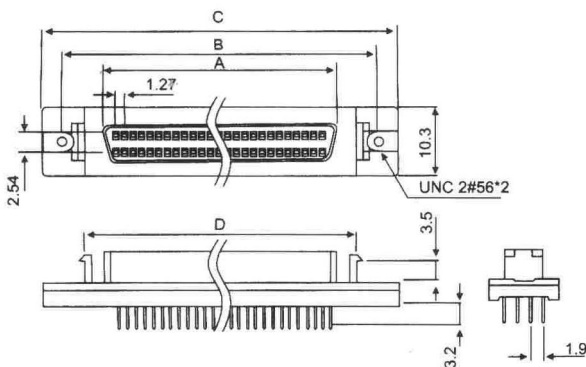



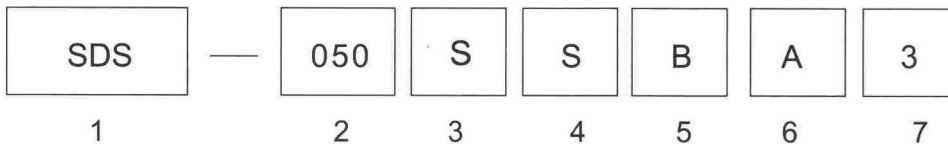
# SCSI II D-SUB PCB STRAIGHT

SDS Series

POSITION	A	B	C	D
20S	15.25	27.45	33.60	21.05
26S	19.06	31.26	37.41	24.86
28S	20.33	32.53	38.68	26.13
40S	27.95	40.15	46.30	33.75
50S	34.3	46.50	52.65	40.10
60S	40.65	52.85	59.00	46.45
68S	45.73	57.93	64.80	51.53
80S	53.35	65.55	71.70	59.15
100S	66.05	78.25	84.40	71.85
120S	78.75	90.95	97.10	84.55



## Order Information



### 1.SERIES NO.

SDS

### 2.CONTACT NUMBER

026 028 040 050  
068 080 100

### 3.CONTACT TYPE

P=MALE  
S=FEMALE

### 4.CONTACT PLATING

S=SELECTIVE GOLD  
C=15 μ " GOLD  
D=30 μ " GOLD

### 5.SHELL OPTION

B=METAL SHELL

### 6.PARTS OPTION

A=2#56 W/LATCH BLOCK  
C=4#40 W/LATCH BLOCK  
E=2#56 W/O LATCH BLOCK  
G=4#40 W/O LATCH BLOCK

### 7.INSULATOR COLOR

3=BLACK